


# DAWSON'S RIDGE 2960





# DAWSON'S RIDGE 2960

Like a favorite pair of jeans—comfy, casual, slightly rugged and ready for anything! Designed for kids on the go, Dawson's Ridge is a rough and ready offering fuss free style. With a slightly distressed cherry finish and extras like mesh doors on the Desk Hutch and shaped feet on the Dresser, the look is comfortable and casual yet durable enough to keep up with active kids.



VERTICAL  
DRESSER  
MIRROR  
2960-0100  
33w x 2d x 40h




NIGHT STAND  
2960-3100  
22w x 16d x 28h

DRESSER  
2960-1100  
56w x 18d x 35h



The sliding doors on the Bookcase Locker make it easy to access interior storage space.



The interior shelves offer cardholders for labels to help with organization.



The left side interior offers a hook for hanging coats or hats.



BOOKCASE  
LOCKER  
2960-2500  
40w x 18d x 66h



PANEL BED, FULL  
2960-4104K  
58w x 80d x 54h



PANEL BED, FULL  
2960-4104K  
58w x 80d x 54h



TRUNDLE/  
STORAGE DRAWER  
2960-9100  
76w x 40d x 12h



PANEL BED, TWIN  
2960-4103K  
43w x 80d x 54h



TRUNDLE/  
STORAGE DRAWER  
2960-9100  
76w x 40d x 12h



PANEL BED, TWIN  
2960-4103K  
43w x 80d x 54h

TRUNDLE/  
STORAGE DRAWER  
2960-9500  
76w x 40d x 12h



DESK HUTCH  
2960-6200  
48w x 11d x 44h



DESK CHAIR  
2960-640 KD  
20w x 20d x 32h

DESK  
2960-6100  
48w x 20d x 30h



The Desk includes a lift lid with display shelf and a drop-down center drawer for keyboard.



DRAWER CHEST  
2960-2200  
38w x 18d x 50h



OFF BLACK  
METAL BED, TWIN  
490-5003  
41w x 82d x 54h





LOFT BED, FULL  
2960-8520K  
104w x 60d x 76h  
*Includes ladder*



BUNK BED,  
TWIN OVER FULL  
2960-8506EK  
104w x 57d x 76h



BUNK BED,  
TWIN OVER FULL  
2960-8506EK  
104w x 57d x 76h



BUNK BED,  
TWIN OVER TWIN  
2960-8505K  
104w x 45d x 76h



BUNK BED,  
TWIN OVER TWIN  
2960-8505K  
104w x 45d x 76h



BUNK BED,  
TWIN OVER TWIN  
2960-8505K  
104w x 45d x 76h



BUNK BED,  
TWIN OVER TWIN  
2960-8505K  
104w x 45d x 76h



BUNK BED,  
TWIN OVER TWIN  
2960-8505K  
104w x 45d x 76h



BUNK BED,  
TWIN OVER TWIN  
2960-8506EK  
104w x 57d x 76h



BUNK BED,  
TWIN OVER TWIN  
2960-8506EK  
104w x 57d x 76h



LOFT BED, TWIN  
2960-8510K  
104w x 45d x 76h  
*Includes ladder*

BUNK/LOFT  
STORAGE STEPS  
2960-8000  
22w x 40d x 71h



BUNK BED,  
FULL OVER FULL  
2960-8506K  
104w x 60d x 76h

TRUNDLE/  
STORAGE DRAWER  
2960-9500  
76w x 40d x 12h



# Grow with Me Nursery




*Stage 2*  
Toddler Daybed  
Ages 2-3



*Stage 3*  
Preschool  
Daybed  
Ages 3-4



*Stage 4*  
Full Size Bed  
Ages 5-Adult



*The Bookcase  
converts to a  
44"H Hutch  
by removing  
the feet and  
bottom shelf.*

BOOKCASE  
HUTCH  
2960-7201  
56w x 11d x 44-48H

DRESSER  
2960-1100  
56w x 18d x 35H



*Stage 1*  
GROW WITH ME  
CONVERTIBLE CRIB  
2960-8900  
57w x 30d x 50H



# Dawson's Ridge



**PANEL BED, TWIN**  
**2960-4103K**  
43w x 80d x 54h  
Consists of:  
2960-4103 Panel Headboard, Twin  
2960-4113 Panel Footboard  
with Slat Roll, Twin  
2960-4900 Rails, Twin/Full  
*Accommodates Trundle/Storage  
Drawer or Underbed Storage Drawer*  
*Offers low and high rail positions*  
*Available as headboard only*  
*(2960-4103), use with*  
*metal bed frame*  
**Shown on pages: 2-3**



**PANEL BED, FULL**  
**2960-4105K**  
58w x 80d x 54h  
Consists of:  
2960-4104 Panel Headboard, Full  
2960-4114 Panel Footboard  
with Slat Roll, Full  
2960-4900 Rails, Twin/Full  
*Accommodates Trundle/Storage  
Drawer or Underbed Storage Drawer*  
*Offers low and high rail positions*  
*Available as headboard only*  
*(2960-4104), use with*  
*metal bed frame*  
**Shown on pages: 2-3**

**PANEL BED, QUEEN**  
**2960-4105K**  
65w x 86d x 55h  
Consists of:  
2960-4105 Panel Headboard, Queen  
2960-4115 Panel Footboard  
with Slats, Queen  
2960-4901 Rails, Queen  
*Available as headboard only*  
*(2960-4105), use with*  
*metal bed frame*



**OFF BLACK METAL BED, TWIN**  
**490-5003**  
41w x 82d x 54h  
Consists of:  
**Shown on page: 3**

**OFF BLACK METAL BED, FULL**  
**490-5004**  
56w x 82d x 54h



**BUNK BED, TWIN OVER TWIN**  
**2960-8505K**  
Overall: 104w x 45d x 76h  
Consists of:  
2960-8310 Rails, Twin  
2960-8320 Ladder and Guard Rails  
2960-8510 Bunk/Loft Ends, Twin  
888-4923C Slat Roll, Twin  
*Bunk requires Ladder, but for*  
*room planning size without Ladder*  
*is 82w x 45d x 76h*  
*Ladder installs on Bunk End*  
*Accommodates Trundle/Storage*  
*Drawer or Underbed Storage Unit*  
*Offers low and high rail positions*  
*Maximum mattress height is 9"*  
*for top bunk bed*  
**Shown on pages: 6-7**



**BUNK BED, TWIN OVER FULL**  
**2960-8506EK**  
Overall: 104w x 57d x 76h  
Consists of:  
2960-8140 Bottom Bunk Extension, Full  
2960-8310 Rails, Twin  
2960-8320 Ladder and Guard Rails  
2960-8510 Bunk/Loft Ends, Twin  
888-4923C Slat Roll, Twin  
888-4924C Slat Roll, Full  
*Bunk requires Ladder, but for*  
*room planning size without Ladder*  
*is 82w x 57d x 76h*  
*Ladder installs on Bunk End*  
*Accommodates Trundle/Storage*  
*Drawer or Underbed Storage Unit*  
*Offers low and high rail positions*  
*Maximum mattress height is 9"*  
*for top bunk bed*  
**Shown on page: 7**



**BUNK BED, FULL OVER FULL**  
**2960-8506K**  
Overall: 104w x 60d x 76h  
Consists of:  
2960-8310 Rails, Twin  
2960-8320 Ladder and Guard Rails  
2960-8520 Bunk/Loft Ends, Full  
888-4924C Slat Roll, Full  
*Bunk requires Ladder, but for*  
*room planning size without Ladder*  
*is 82w x 60d x 76h*  
*Ladder installs on Bunk End*  
*Accommodates Trundle/Storage*  
*Drawer or Underbed Storage Unit*  
*Offers low and high rail positions*  
*Maximum mattress height is 9"*  
*for top bunk bed*  
**Shown on pages: 6-7**

**LOFT BED, TWIN**  
**2960-8510K**  
Overall: 104w x 45d x 76h  
Consists of:  
2960-8310 Rails, Twin  
2960-8320 Ladder and Guard Rails  
2960-8510 Bunk/Loft Ends, Twin  
888-4923C Slat Roll, Twin  
*Bunk requires Ladder, but for*  
*room planning size without*  
*Ladder is 82w x 45d x 76h*  
*Ladder installs on Bunk End*  
*but can be placed at either end*  
*Size under Loft is 76w x 54h*  
*Accommodates Dresser,*  
*Night Stand, or Desk and Chair*  
*under the Loft*  
*Offers low and high rail positions*  
*Maximum mattress height is 9"*  
*for top bunk bed*  
**Shown on page: 6**



**LOFT BED, FULL**  
**2960-8520K**  
Overall: 104w x 60d x 76h  
Consists of:  
2960-8310 Rails, Twin  
2960-8320 Ladder and Guard Rails  
2960-8520 Bunk/Loft Ends, Full  
888-4924C Slat Roll, Full  
*Bunk requires Ladder, but for*  
*room planning size without*  
*Ladder is 82w x 60d x 76h*  
*Ladder installs on Bunk End*  
*but can be placed at either end*  
*Size under Loft is 76w x 54h*  
*Accommodates Dresser, Night*  
*Stand, or Desk and Chair under*  
*the Loft*  
*Offers low and high rail positions*  
*Maximum mattress height is 9"*  
*for top bunk bed*  
**Shown on page: 6**



**BUNK/LOFT**  
**STORAGE STEPS**  
**2960-8000**  
22w x 40d x 71h  
3 drawers  
Open shelf  
*Use with any Dawson's*  
*Ridge Bunk/Loft Bed*  
*Installs on right side*  
*of bed only*  
**Shown on pages:**  
**4-5, 6-7**



**VERTICAL**  
**DRESSER MIRROR**  
**2960-0100**  
33w x 2d x 40h  
*Beveled*  
**Shown on pages:**  
**2-3**

**DRESSER**  
**2960-1100**  
56w x 18d x 35h  
6 drawers  
**Shown on pages:**  
**2-3, 8-9**



**DRAWER CHEST**  
**2960-2200**  
38w x 18d x 50h  
5 drawers  
**Shown on pages:**  
**4-5, 6-7**



**BOOKCASE LOCKER**  
**2960-2500**  
40w x 18d x 66h  
1 drawer  
2 sliding doors  
Label holders on shelves  
Inside Left:  
1 fixed shelf  
1 adjustable shelf  
4 hooks  
Inside Right:  
1 fixed shelf  
2 adjustable shelves  
**Shown on pages:**  
**2-3**



**NIGHT STAND**  
**2960-3100**  
22w x 16d x 28h  
1 drawer  
1 shelf  
Cord access  
**Shown on pages:**  
**2-3, 4-5**



**DESK HUTCH**  
**2960-6200**  
48w x 11d x 44h  
2 mesh doors with  
adjustable shelf  
1 center shelf  
Cord access  
Corkboard  
**Shown on pages:**  
**3, 4-5**



**DESK**  
**2960-6100**  
48w x 20d x 30h  
3 drawers  
Lift lid with display shelf  
Center drawer drops  
down for keyboard  
Outlet  
Cord access  
**Shown on pages:**  
**3, 4-5**



**DESK CHAIR**  
**2960-640 KD**  
20w x 20d x 32h  
Seat height is 17"  
Wood seat  
Swivels  
**Shown on pages:**  
**3, 4-5**



**BOOKCASE/HUTCH**  
**2960-7201**  
56w x 11d x 44-48h  
3 storage areas  
1 fixed shelf  
1 adjustable shelf  
Wire access  
*Converts to 44" Hutch*  
*by removing feet and*  
*bottom shelf for use*  
*with 2960-1100 Dresser*  
**Shown on pages: 8-9**



**GROW WITH ME**  
**CONVERTIBLE CRIB**  
**2960-8900**  
57w x 30d x 50h  
*Includes Headboard,*  
*Footboard, 2 Crib*  
*Sides and Mattress*  
*Foundation*  
*Offers 3 mattress*  
*height positions*  
**Shown on pages: 8-9**



**TODDLER DAYBED**  
**AND GUARD RAIL**  
**2960-8920**  
57w x 30d x 50h  
*Converts Crib to Toddler*  
*Daybed (Stage 2) and*  
*Preschool Daybed (Stage 3),*  
*Includes 2 Posts, Rail, and*  
*Guard Rail*  
*Remove Guard Rail*  
*for Preschool Daybed*  
**Shown on page: 8**



**CONVERTIBLE BED RAILS**  
**2960-8930**  
57w x 80d x 50h  
*Converts Crib to Full Size Bed*  
*(Stage 4)*  
*Requires 888-4922 Full Size*  
*Slat Roll (sold separately)*  
**Shown on page: 8**



Poplar Solids and Cherry  
Veneers in a slightly distressed  
Heirloom Cherry finish



Wood knob in Heirloom  
Cherry finish



The Desk has a center drawer  
which drops down for keyboard.



The Bookcase converts to a  
44"H Hutch by removing the  
feet and bottom shelf.

## FEATURES YOU CAN TRUST



### KID TOUGH AND CHILD SAFE DETAILS

Drawers feature positive drawer stops and side mounted, ball bearing extension guides.



Drawer fronts are constructed with English dovetail joinery.



Drawer interiors are sanded and stained for a finished drawer interior.



All beds feature bolt-on rails to ensure secure attachment and to prevent rails from accidentally unhooking.



Plywood Slat Rolls, included with every bed, create a strong foundation to support mattresses.

Dressers, Bureaus, Chests, Desks and Night Stands include anti-tip hardware.

All items use lead-free finishes.

All beds offer low and high rail positions to accommodate underbed storage and growing children.

### LC KIDS FURNITURE:

- Meets US Federal Safety Requirements and ASTM standards.
- Meets Consumer Product Safety Commission (CPSC) standards, verified by a CPSC approved 3rd Party Testing Lab.
- Meets California Air Resource Board (CARB) standards.

## Underbed Storage



**UNDERBED STORAGE UNIT**  
**2960-9100**  
76w x 20d x 19h  
4 drawers  
*Use under most Dawson's Ridge beds*  
*Requires a Slat Roll, replacing box spring*  
*Replaces Bed Rails*  
*Use on the right or left side of the bed*  
*One or two Underbed Storage*  
*Units can be used*  
**Shown on pages: 2-3, 7**



**TRUNDLE/STORAGE DRAWER**  
**2960-9500**  
76w x 40d x 12h  
*2 removable dividers included*  
*for use as Storage Drawer*  
*Maximum mattress dimension*  
*recommended is 38w x 73d x 8h*  
*Casters on bottom allow for easy movement*  
*Use under most Dawson's Ridge beds*  
*Requires a Slat Roll, replacing box spring*  
*Bed rails must be in the high lock position*  
**Shown on pages: 2-3, 6-7**