



NE  
kids

WALNUT STREET  
COLLECTION





# WALNUT STREET COLLECTION

*In every All American town there is one street that started it all. For NE Kids, that street is Walnut. WALNUT STREET is a sophisticated yet charming collection offering modern amenities that appeal to today's growing child and their parents.*

Timeless simplicity and its relaxed style are the cornerstones of the Walnut Street Collection. Walnut Street is a new interpretation of the traditional Louis Philippe details. Designed with generous proportions, precision molding and modern details, this collection has the strength and grace to stand the test of time.

Handcrafted of poplar solids and cherry veneers, Walnut Street features two finishes, Chestnut and White. The gorgeous chestnut finish enhances the smooth texture and rich tones in the wood creating a warm and comforting look. The elegant white finish invites an open and airy feeling into your space.

## NE Kids

Established in January of 1979, NE Kids (originally known as New Energy Bedrooms Inc.) has truly stood the test of time. This family owned business, based in Christiansburg Virginia, credits its success to delivering innovative products and supporting those products with exceptional customer service. A mantra that has stuck with us through the evolution of our company is "If we do not take care of our customer someone else will."

For the past 6 years, NE Kids has been focused on designing comprehensive furniture collections for kids that create a fun environment, challenge the imagination and enhance creativity. NE Kids takes a lifestyle approach to youth furniture. Our products comprise a full array of children's home furnishings. From desks, chairs, and bookshelves to beds, bunks, captain beds and loft systems; we are confident that we have a solution to fit your needs.

At NE Kids we design big. We know that not every room is the same size and not every child or mother has the same vision. Our collections are extensive offering multiple sleep, study, storage, and finish options.

As always, NE Kids puts safety first. All of our products are designed to meet the highest voluntary and mandatory standards set forth by the American Society for Testing and Material (ASTM) and Consumer Products Safety Commission (CPSC).

It is one thing to offer youth products, but another to assure timely delivery. NE Kids takes great pride in our ability to ship on time. We have spent the last 30 years developing an infrastructure to assure that all of our products are available on a quick-ship basis.

*We invite you to join the NE Kids family. We look forward to having you and your family as a satisfied customer for generations to come.*






# WALNUT STREET

## WS-0213 • CONTENTS

AVAILABLE IN TWO FINISHES:  
WHITE AND CHESTNUT



Prefix "X" changes for finish: White = 8



Prefix "X" changes for finish: Chestnut = 9

- 4 Morgan Arch Bed
- 6 Devin Panel Bed
- 8 Riley Sleigh Bed
- 10 Hayden Bed
- 12 Hayden Bunk
- 14 Locker Loft & Desk
- 16 Locker Loft w. Full Bed
- 18 Locker Loft
- 19. Locker End Details
- 20. 7 Drawer Dresser & Mirror
- 21. 6 Drawer Tall Chest
- 22. Hanging Nightstand
- 23. Nightstand
- 24. Desk & Vanity
- 25. Desk & Hutch
- 26. Underbed Accessories



# Morgan Arch Bed







# Morgan Bed

Comfy and casual this transitional bed offers traditional design elements with updated modern influences. The signature compound arch of the headboard flows seamlessly between its finely shaped robust posts. With its substantial top cap, finely detailed moldings, and deeply inset panel, the tall headboard is complimented by the low footboard. An instant heirloom, the Morgan Bed has the look and quality to last for generations.

## Bed Features & Accessories

**Morgan Bed Twin X010**  
84"l x 44.25"w x 50.75"h

**Morgan Bed Full X015**  
84"l x 55.75"w x 50.75"h

HB: 50.75"h / FB: 22"h

**Hand crafted using Solid Eastern US Poplar and Cherry wood veneers over engineered wood, this bed is available in either White or Chestnut finishes.**

**Internal Bolt System:** This unique system provides a strong connection where the bed rails attach to both the headboard and the footboard without exposing unsightly bolt heads.

**Two Position Rail:** The rail can be mounted in either an upper or a lower rail position. The low position is intended for use with a premium pillow top mattress or mattress system. Measuring 7.5" from the floor it is an ideal height for smaller children. The upper position is intended for use with a Walnut Street trundle or storage drawers (Trundle and drawers sold separately). This position measures 13" from the floor.

**Plywood Slat Roll Foundation:** The longitudinal strength of plywood makes it the ideal product for providing a lifetime of dependable support for all mattresses and mattress systems.

**Advanced Center Support System:** A center support system is provided with all full size beds. This system is uniquely designed to support a full size mattress when the rail is set in either position. The center supports can also be used with the Walnut Street Trundle (Trundle Sold Separately).

## Underbed Accessories

**Trundle X560**  
75.25"l x 40.5"w x 11.75"h

**Storage Unit X090**  
75.25"l x 15.25"w x 13"h





# Devin Panel Bed







# Devin Bed

Rich in detail and sophistication, the Devin Bed is truly an American classic. Both the headboard and low profile footboard feature substantial top caps with refined details and moldings. The traditional beveled edges of the inset panels and two inch solid wood posts are evidence of the expert workmanship that defines this bed.

## Bed Features & Accessories

**Devin Bed Twin X020**  
82"l x 44"w x 51"h

**Devin Bed Full X025**  
82"l x 55.25"w x 51"h

HB: 51"h / FB: 22"h

*Hand crafted using Solid Eastern US Poplar and Cherry wood veneers over engineered wood, this bed is available in either White or Chestnut finishes.*

*Internal Bolt System:* This unique system provides a strong connection where the bed rails attach to both the headboard and the footboard without exposing unsightly bolt heads.

*Two Position Rail:* The rail can be mounted in either an upper or a lower rail position. The low position is intended for use with a premium pillow top mattress or mattress system. Measuring 7.5" from the floor it is an ideal height for smaller children. The upper position is intended for use with a Walnut Street trundle or storage drawers (Trundle and drawers sold separately). This position measures 13" from the floor.

*Plywood Slat Roll Foundation:* The longitudinal strength of plywood makes it the ideal product for providing a lifetime of dependable support for all mattresses and mattress systems.

*Advanced Center Support System:* A center support system is provided with all full size beds. This system is uniquely designed to support a full size mattress when the rail is set in either position. The center supports can also be used with the Walnut Street Trundle (Trundle Sold Separately).

## Underbed Accessories

**Trundle X560**  
75.25"l x 40.5"w x 11.75"h

**Storage Unit X090**  
75.25"l x 15.25"w x 13"h





# Riley Sleigh Bed







# Riley Bed

Sweetly sophisticated, this beautiful updated sleigh bed offers gentle curved lines, generous proportions and refined details that echo the distinct style of 19th century Louis Pilippe furniture. Equally refined and detailed, the low footboard is the perfect compliment to the headboard and assures this classic look will appeal to today's youthful families.

## Bed Features & Accessories

**Riley Bed Twin X030**  
86.5"l x 41"w x 46"h

**Riley Bed Full X035**  
86.5"l x 55.75"w x 46"h

HB: 46"h / FB: 26.5"h

Hand crafted using Solid Eastern US Poplar and Cherry wood veneers over engineered wood, this bed is available in either White or Chestnut finishes.

**Internal Bolt System:** This unique system provides a strong connection where the bed rails attach to both the headboard and the footboard without exposing unsightly bolt heads.

**Two Position Rail:** The rail can be mounted in either an upper or a lower rail position. The low position is intended for use with a premium pillow top mattress or mattress system. Measuring 7.5" from the floor it is an ideal height for smaller children. The upper position is intended for use with a Walnut Street trundle or storage drawers (Trundle and drawers sold separately). This position measures 13" from the floor.

**Plywood Slat Roll Foundation:** The longitudinal strength of plywood makes it the ideal product for providing a lifetime of dependable support for all mattresses and mattress systems.

**Advanced Center Support System:** A center support system is provided with all full size beds. This system is uniquely designed to support a full size mattress when the rail is set in either position. The center supports can also be used with the Walnut Street Trundle (Trundle Sold Separately).

## Underbed Accessories

**Trundle X560**  
75.25"l x 40.5"w x 11.75"h

**Storage Unit X090**  
75.25"l x 15.25"w x 13"h





# Hayden Twin Bed





# Hayden Bed

Robust and refined, the Hayden Bed impresses from a quick glance to a detailed look. The 2 3/4" square posts and top cap of the subtle arch make this bed sturdy and impressive. With the refined detail and rounded spindles this bed is perfectly suited for both boys and girls making it a great investment for any growing family. Two Hayden Beds can be stacked to form the Hayden Bunk. (See page 12 & 13).

## Bed Features & Accessories

**Hayden Bunk X050-Bunk**  
81.5"l x 42.75"w x 73.75"h

**Hayden Twin Bed X050-Twin**  
81.5"l x 42.5"w x 40.5"h

HB: 40.5"h / FB: 35.375"h

Hand crafted using Solid Eastern US Poplar and Cherry wood veneers over engineered wood, this bed is available in either White or Chestnut finishes.

**Two Position Rail:** The rail can be mounted in either an upper or a lower rail position. The low position is intended for use with a premium pillow top mattress or mattress system. Measuring 7.5" from the floor it is an ideal height for smaller children. The upper position is intended for use with a Walnut Street trundle or storage drawers (Trundle and drawers sold separately). This position measures 13" from the floor.

**Plywood Slat Roll Foundation:** The longitudinal strength of plywood makes it the ideal product for providing a lifetime of dependable support for all mattresses and mattress systems

## Underbed Accessories

**Trundle X560**  
75.25"l x 40.5"w x 11.75"h

**Storage Unit X090**  
75.25"l x 15.25"w x 13"h





# Hayden Bunk







# Hayden Bunk

Hardy, yet sophisticated, the Hayden Bunk impresses from a quick glance to a thorough examination. The 2 3/4" square posts and top cap of the subtle arch make this 76 1/4" tall bunk sturdy and impressive. The refined detail and rounded spindles make it perfectly suited for both boys and girls. Specifically designed to grow with your child the Hayden Bunk can be easily separated into two twin beds (See page 10 & 11) making this bunk a great investment for any growing family.

## Bunk Features & Accessories

**Hayden T/T Bunk X051**  
81.5"l x 42.75"w x 76.25"h

**Hayden T/F Bunk X055**  
81.5"l x 60"w x 76.25"h

HB: 40.5"h / FB: 35.375"h

Hand crafted using Solid Eastern US Poplar and Cherry wood veneers over engineered wood, this bunk is available in either White or Chestnut finishes.

The bunk can be easily separated into two twin beds. (See page 10-11)

The ladder can be positioned on either the right or left side of the front rail.

Heavy-duty metal bolt-through side rail connection system for extra safety.

This bunk is mattress ready with a complete plywood slat roll foundation system. The longitudinal strength of plywood makes it the ideal product for providing a lifetime of dependable support for all mattresses and mattress systems. The mattress used on the top bed should not exceed 8" in height.

This bunk easily converts to a twin over full with the purchase of a conversion kit.

The twin over full ladder terminates at the lower rail to better accommodate a trundle.

This bunk meets or exceeds all standards set by the CPSC and ASTM.

## Bunk Accessories

**Hanging Nightstand X535**  
15"l x 10"w x 5.5"h



## Underbed Accessories

**Trundle X560**  
75.25"l x 40.5"w x 11.75"h

**Storage Unit X090**  
75.25"l x 15.25"w x 13"h





# Locker Loft & Desk







# Locker Loft & Desk

The Locker Loft is the signature piece of the Walnut Street Collection. This innovative Loft design is fresh and completely unique to NE Kids. The Locker Loft is specifically designed for today's growing youth and the storage challenges they face. The Locker end is completely modular making it versatile enough to fit almost any bedroom. Its simplistic details and clean lines make the locker the perfect compliment to any décor.

## Loft Features & Accessories

### Locker Loft & Desk X060-Desk

81.5"l x 42.75"w x 76.25"h

Hand crafted using Solid Eastern US Poplar and Cherry wood veneers over engineered wood, this loft is available in either White or Chestnut finishes.

There is a built in corkboard on the backside of the locker, located right above the desk. The desk measures 57 3/4" W x 17 3/4" D and has cord management built into the back, right and left corners.

The locker end has four large shelves. The bottom and center shelf are fixed while the others are adjustable. The locker end comes with a hanging rod. Use the hanging rod by removing the top shelf; it can accommodate adult hangers. (See page 19)

The locker end can be set up either on the left side or right side of the loft.

The locker loft is the ideal height for full utilization of the space under the loft. The distance from the floor to the bottom of the bed rail is 54".

This bed is mattress ready with a complete plywood slat roll foundation system. The longitudinal strength of plywood makes it the ideal product for providing a lifetime of dependable support for all mattresses and mattress systems.

This loft meets or exceeds all standards set by the CPSC and ASTM.

### Loft Accessories


Hanging Nightstand X535  
15"l x 10"w x 5.5"h

Chair X555



Hanging Nightstand

Corkboard Dimensions:  
37 3/4"w x 21"t



Corkboard w. desk





Locker Loft & Lower Bed



# Locker Loft & Bed

The Locker Loft is the signature piece of the Walnut Street Collection. This innovative Loft design is fresh and completely unique to NE Kids. The Locker Loft is specifically designed for today's growing youth and the storage challenges they face. The locker end and lower bed are completely modular making it versatile enough to fit almost any bedroom. Its simplistic details and clean lines make the locker the perfect compliment to any décor.

## Loft Features & Accessories

**Locker Loft & Lower Bed X060-LWB**  
81.5"l x 81.5"w x 76.25"h

**Full Lower Bed X560F**  
85"l x 56"w x 20.5"h  
HB: 20.5"h / FB: 20.5"h

Hand crafted using Solid Eastern US Poplar and Cherry wood veneers over engineered wood, this loft is available in either White or Chestnut finishes.

There is a built in corkboard on the backside of the locker, located next to the bed.

The locker end has four large shelves. The bottom and center shelf are fixed while the others are adjustable. The locker end comes with a hanging rod. Use the hanging rod by removing the top shelf; it can accommodate adult hangers. (See page 19)

The locker end can be set up either on the left side or right side of the loft.

The full size lower bed is 20 1/2" tall and is on casters designed to allow ease of moving in and out. The headboard and footboard are identical in design and dimensions.

The locker loft is the ideal height for full utilization of the space under the loft. The distance from the floor to the bottom of the bed rail is 54".

The upper and lower beds are mattress ready with a complete plywood slat roll foundation system. The longitudinal strength of plywood makes it the ideal product for providing a lifetime of dependable support for all mattress and mattress systems.

This loft meets or exceeds all standards set by the CPSC and ASTM.

## Loft Accessories

**Hanging Nightstand X535**  
15"l x 10"w x 5.5"h

**Chair X555**

**Corkboard Dimensions:**  
37 3/4"w x 21"h

Corkboard w. lower bed

Hanging Nightstand





## Locker Loft

The Locker Loft is the signature piece of the Walnut Street Collection. This innovative Loft design is fresh and completely unique to NE Kids. The Locker Loft is specifically designed for today's growing youth and the storage challenges they face. The locker end is completely modular making it versatile enough to fit almost any bedroom. Its simplistic details and clean lines make the locker the perfect compliment to any décor.

### Loft Features & Accessories

#### Locker Loft X060

81.5"l x 42.75"w x 76.25"h

Hand crafted using Solid Eastern US Poplar and Cherry wood veneers over engineered wood, this loft is available in either White or Chestnut finishes.

The Locker Loft is the ideal height for full utilization of the space under the loft. The distance from the floor to the bottom of the bed rail is 54".

The loft features a built in corkboard on the backside of the locker.

The locker end has four large shelves. The bottom and center shelf are fixed while the others are adjustable. The locker end comes with a hanging rod. Use the hanging rod by removing the top shelf; it can accommodate adult hangers. (See page 19)

The locker end can be set up either on the left side or right side of the loft.

This loft meets or exceeds all standards set by the CPSC and ASTM.

### Loft Accessories

#### Hanging Nightstand X535

15"l x 10"w x 5.5"h



Hanging Nightstand







Locker w. hanging rod



Locker w. shelves



Locker w. hanging rod



Locker w. shelves

## Locker End Details

The locker has four large shelves. The bottom and center shelf are fixed while the others are adjustable.

Comes with a hanging rod that can accommodate adult hangers.

The locker end can be set up on either the left side or right side of the loft.


### Locker Dimensions:

42.75"l x 21" W x 45" h

### Inside Locker Dimensions:

18.5"d x 39.75"w x 49" h





Compartmentalized Drawer



Felt Lined Drawer



Full Extension, Ball Bearing Guides

## Dresser & Mirror

The Walnut Street Collection case goods have the strength and grace to stand the test of time. Designed with generous proportions, precision moldings and modern details, the NE Kids Design Team has truly given a fresh update to 19th Century Louise Phillippe styling and created a masterpiece all there own.

### Dresser & Mirror Features

**7 Drawer Dresser & Mirror X500/X510**  
dresser: 60"l x 18.5"w x 34.75"h  
mirror: 34"l x 2"w x 38"h

Seven Drawers: Three smaller drawers across the top over four larger drawers in the case body.

The top left and right side drawers are divided into three compartments. For added convenience these drawer dividers can be removed.

The mirror is finished with a beveled edge, ensuring it is thick enough to reflect a clear, crisp image.

Top drawers are felt lined.

Five piece drawer boxes with English Dovetail joinery at the front and back of the drawer.

Full Extension, Side Mounted, Ball Bearing Drawer Guides.

Outfitted with solid iron drawer pulls featuring brushed nickel on the white cases and oil rubbed bronze on the chestnut cases.

Bench built with kiln dried solid poplar frames and cherry wood veneers.

Dust proofing at the bottom of each case.

For added strength, the case good backs are inset and screwed in place.


Anti-tip kit included for your child's safety.







Full Extension, Ball Bearing Guides



Felt Lined Drawer



## 6 Drawer Chest

The Walnut Street Collection case goods have the strength and grace to stand the test of time. Designed with generous proportions, precision moldings and modern details, the NE Kids Design Team has truly given a fresh update to 19th Century Louise Phillipe styling and created a masterpiece all there own.

### Chest Features

**6 Drawer Chest X520**  
37.5"l x 18.5"w x 47.25"h

Six Drawers: Two smaller drawers on the top over four larger drawers in the case body.

Top drawers are felt lined.

Five piece drawer boxes with English Dovetail joinery at the front and back of the drawer.

Full Extension, Side Mounted, Ball Bearing Drawer Guides.

Outfitted with solid iron drawer pulls featuring brushed nickel on the white cases and oil rubbed bronze on the chestnut cases.

Bench built with kiln dried solid poplar frames and cherry wood veneers.

Dust proofing at the bottom of each case.

For added strength, the case good backs are inset and screwed in place.

Anti-tip kit included for your child's safety.





## Hanging Nightstand

The perfect companion to the Hayden Bunk and Locker Loft, the Hanging Nightstand is an excellent solution for that needed space while in the upper bed.

### Hanging Nightstand Features

**Hanging Nightstand X535**  
5"l x 10"w x 5.5"h

Designed to be used on the side rail of the upper bed on the Hayden Bunk and Locker Loft.

The top surface is coated to avoid moisture rings and to withstand common wear and tear.

Usable surface area measures:  
13.5"l x 7.25"w







Full Extension, Ball Bearing Guides



Felt Lined Drawer



Charging Station



# Nightstand

The Walnut Street Collection case goods have the strength and grace to stand the test of time. Designed with generous proportions, precision moldings and modern details, the NE Kids Design Team has truly given a fresh update to 19th Century Louise Phillipe styling and created a masterpiece all there own.

## Nightstand Features

**Nightstand X530**  
23"l x 14.5"w x 24"h

Single drawer over a large open cubby.

A three-outlet charging station is built into the back of the nightstand. This is the ideal place for plugging in lamps, clocks or chargers. Lets face it, smaller rooms have fewer outlets and kids certainly have a lot to plug in.

Comes equipped with a nightlight built into the bottom, featuring three separate intensities. No matter if it is warding off the boogie man or illuminating the first step out of bed, kids and moms can both appreciate a little extra light in the room. The light is easily controlled by a low voltage sensor centered under the drawer, at the bottom of the parting rail.

Drawer is felt lined.

Five piece drawer boxes with English Dovetail joinery at the front and back of the drawer.

Full Extension, Side Mounted, Ball Bearing Drawer Guides.

Outfitted with solid iron drawer pulls featuring brushed nickel on the white cases and oil rubbed bronze on the chestnut cases.

Bench built with kiln dried solid poplar frames and cherry wood veneers.





**Compartmentalized Drawer**



**Full Extension, Ball Bearing Guides**

## Desk & Vanity

What girl does not want a place to sit and get ready for the day or simply pamper herself away from her siblings and the rush of a common house hold. Not only does it provide a cool spot to primp, it also offers storage and organization for necklaces, hair ties, bracelets, ribbons or crafts.

### Desk & Vanity Features

**Writing Desk & Vanity X540/X545**  
 desk: 45"l x 20.5"w x 30.25"h  
 vanity: 39.5"l x 31.25"h

Three separate mirrors (a center and a left and a right wing) with solid wood frames and steel hinges.

The mirror glass is finished with a beveled edge.

A magnetic touch latch allows access to the storage area located behind the center mirror.

The storage area is lined with felt to help keep valuables and keepsakes looking their best.

Twenty wooden pegs line the storage area in two rows of ten. There is 9.75" of clearance under the first row of pegs and 12" under the second row allowing ample hanging space.

Five piece drawer boxes with English Dovetail joinery at the front and back of the drawer.

Full Extension, Side Mounted, Ball Bearing Drawer Guides.

Outfitted with solid iron drawer pulls featuring brushed nickel on the white cases and oil rubbed bronze on the chestnut cases.

Bench built with kiln dried solid poplar frames and cherry wood veneers.

For added strength, the case good backs are inset and screwed in place.



# Desk & Hutch

Keeping up with the rapid change in technological needs of today's kids can be difficult, but the Walnut Street Entertainment Hutch was designed to do just that. Most children today stream audio files or watch movies and shows on laptops, tablets and phones while hanging out in their rooms. The NE Kids design team has integrated speakers and an amp in the center cubby of this hutch to ensure that studying is fun. All those devices need a convenient charging station; a power strip with three outlets has been integrated into the center cubby meeting this need.

## Desk & Hutch Features

**Writing Desk & Hutch X540/X550**  
 desk: 45"l x 20.5"w x 30.25"h  
 hutch: 47.5"l x 10.25"w x 14"h

The hutch has three cubbies. The center cubby is home to the charging station, amp and speakers. The left and right cubbies each have an adjustable shelf.

Two dividers divide both the left and right side drawers into three equal spaces. One or both dividers can be removed to accommodate a wide variety of storage needs.

Five piece drawer boxes with English Dovetail joinery at the front and back of the drawer.

Full Extension, Side Mounted, Ball Bearing Drawer Guides.

Outfitted with solid iron drawer pulls featuring brushed nickel on the white cases and oil rubbed bronze on the chestnut cases.

Bench built with kiln dried solid poplar frames and cherry wood veneers.


For added strength, the case good backs are inset and screwed in place.



Full Extension, Ball Bearing Guides



Charging Station, Amp & Speakers



Compartmentalized Drawer



## Trundle

Overnight guests will love the comfort of the Walnut Street Trundle and Moms will love the finished look of the decorative front panel.

### Trundle Features

#### Trundle X560

75.25"l x 40.5"w x 11.75"h

The Trundle is finished on all 4 sides to ensure a finished look from all angles.



A wooden slat system provides support for the mattress.

The trundle face is shaped on the top edge to provide convenient hand holds when accessing the sleeping surface.

Metal on metal barrel bolt construction adds strength and stability to the trundle.

Four durable in line wheels allow the trundle to glide easily in and out from under the bed.

Works with both the twin and full size Walnut Street Beds as well as the Hayden bunk.







# Storage Unit

The Walnut Street Storage Unit not only looks great under the Beds and Bunk, but they are also extremely functional. Knowing how much stuff kids accumulate, the tremendous storage and organization of the Storage Unit makes this item a must have.

## Storage Unit Features

**Storage Unit X090**  
75.25"l x 15.25"w x 13"h

Storage Unit features two large storage drawers and an extra large cubby.

The two large storage drawers are 8.25" deep.

The extra large cubby can be added to either end of the two drawer unit. This important feature allows the cubby to be positioned at the head of the bed regardless on what side the storage unit is placed.



The cubby is intended to be positioned at the head of the bed on both the twin and full size Walnut Street Beds or behind the ladder on the Hayden Bunk. The advantage of having a cubby as opposed to a drawer is that the cubby makes this space accessible and therefore extremely useful.

Five piece drawer boxes with English Dovetail joinery at the front and back of the drawer

Full Extension, Side Mounted, Ball Bearing Drawer Guides.

Outfitted with solid iron drawer pulls featuring brushed nickel on the white cases and oil rubbed bronze on the chestnut cases.

Bench built with kiln dried solid poplar frames and cherry wood veneers.





IN EVERY  
ALL AMERICAN TOWN  
THERE IS ONE STREET  
THAT STARTED IT ALL...

WALNUT STREET



**NE kids**

PO Box 2459

Christiansburg, VA 24068

Toll Free: (800) 368-0999

Fax: (540) 382-0015

[www.ne-kids.com](http://www.ne-kids.com)